

JUNIOR LYCEUM and SECONDARY SCHOOL
ANNUAL EXAMINATIONS 2009

Directorate for Quality and Standards in Education
Educational Assessment Unit

FORM 1 GRAPHICAL COMMUNICATION TIME: 2 hours

NAME: _____

CLASS: _____

Instructions

- Write your name and class on all sheets.
- Attempt **ALL** questions.
- Answer **ALL** questions accurately, using instruments, unless otherwise stated.
- All construction lines **MUST** be shown.
- Drawing aids may be used.
- All dimensions are in millimetres.
- Estimate any missing dimension.
- Marks will be awarded for accuracy, clarity and construction.

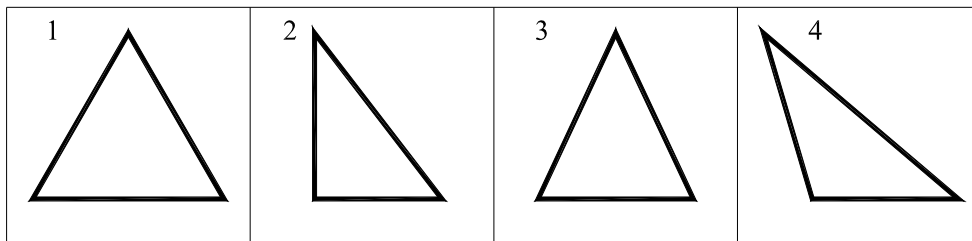
Question	1	2	3	4	5	6	7	Total
Max. mark	10	10	12	16	16	18	18	100
Mark								

1. In the title (name) block provided on the starter sheet, print in freehand simple block letters:
- Your surname and name.
 - Your class.
 - Date.
 - As a title write down the name 'SHAPED BLOCK'.

10 marks

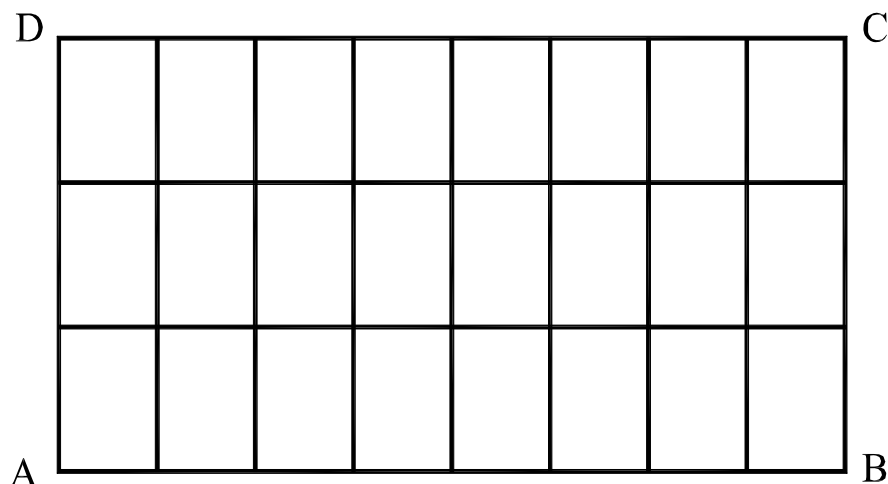
2. Four different triangles are shown.
In the table given on the starter sheet, name the triangles:
- according to their sides
 - according to their angles.

10 marks



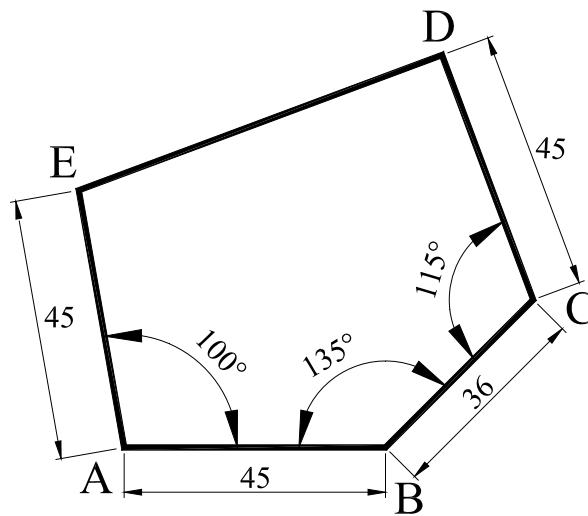
3. Within the give rectangle ABCD shown on the starter sheet:
- divide AB into eight equal parts (using your compasses)
 - divide BC or AD into three equal parts (using set squares)
 - complete the grid as shown.

12 marks



4. On the starter sheet provided, draw the figure shown below and state:
- the length of DE
 - angle CDE
 - angle AED.

16 marks



5. (a) On the given base, shown on the starter sheet, construct a rhombus having a side length of 40mm and an angle of 48° .
- (b) Using the centre lines given, construct a regular hexagon with all the corners touching the inside of a 60mm diameter circle.

8 marks

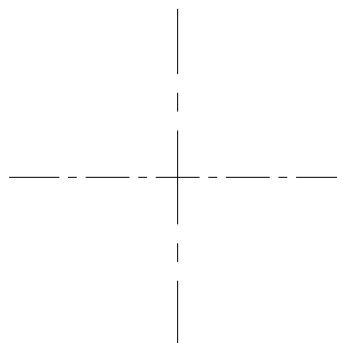
8 marks

Total: 16 marks

Question 5 (a)

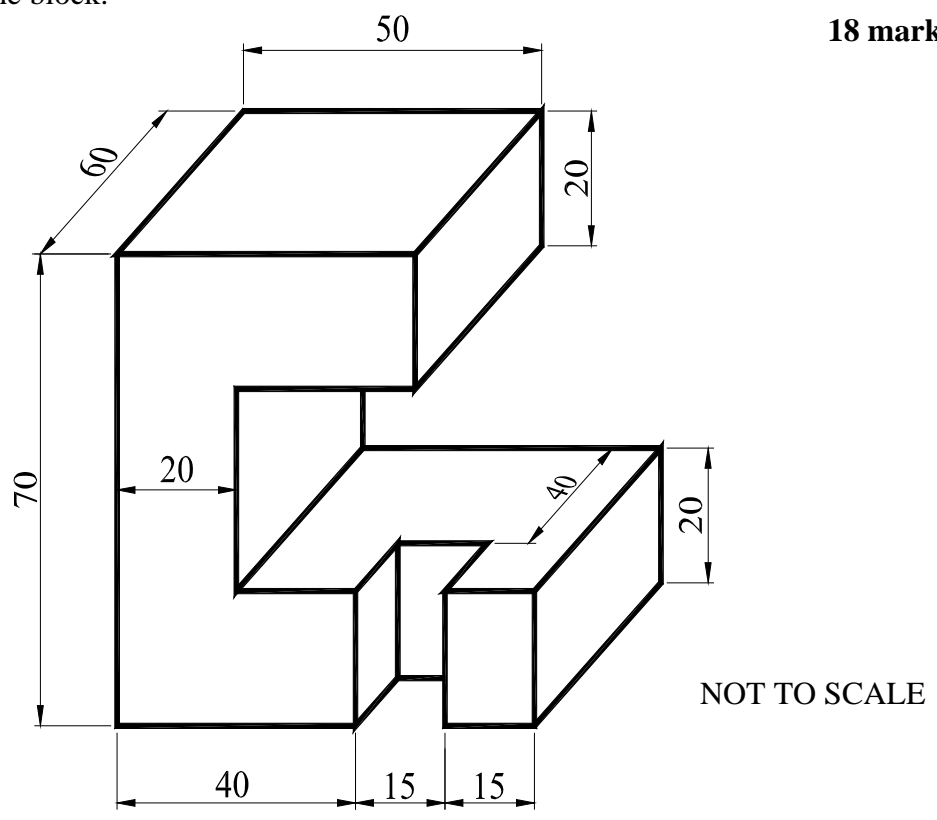


Question 5 (b)



6. The figure shown below shows a pictorial view of a Shaped Block. Instead of the given view you are required to draw full size an Isometric view of the block.

18 marks



7. Copy full size the drawing shown below.
Note: you are to construct all the angles using your compasses.

18 marks

